

Lubrication and Maintenance

Hinged Doors

Lubricate: Oil - Mushroom slides [fig 1](#)
- Hinges

Apply petroleum jelly or grease to strikers [fig 2](#)

Lock cylinder: Spray CRC or a cylinder lubricant into the keyhole

Adjustment: If the door is too tight or loose when closed
The mushrooms can be adjusted with a 4mm allen key
This will either compress the gasket or slacken
compression as required [fig 1](#)




fig 1



fig 2

Adjustable hinges (if fitted)

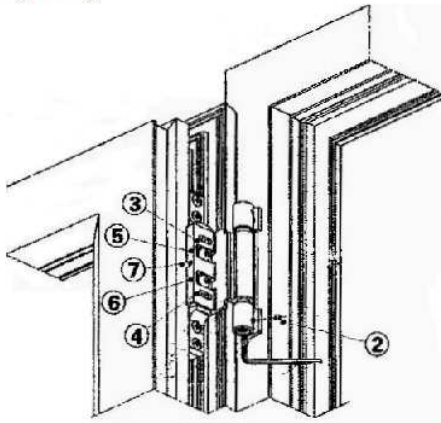


fig 3

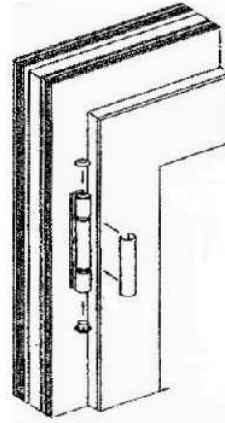


fig 4

Horizontal adjustment: adjust by turning screws marked 3 and 4 with a 4mm allen key
Adjustment +/- 2mm

Height adjustment: loosen the screw marked 2. Turn the pin with a 4mm allen key as
shown in [fig 3](#). Tighten the screw marked 2
Adjustment +/- 4mm

Gasket pressure adjustment: loosen screws marked 5 and 6. Turn screw marked 7 with a
4mm allen key. Tighten the screws marked 5 and 6
Minimum adjustment +/- 1mm

Insert caps and cover cap as shown in [fig 4](#)