

# Door operation

## Locking from inside or outside

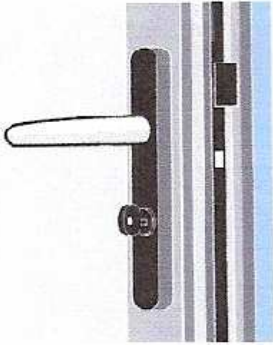


Fig 1. Step 1 - Unlocked

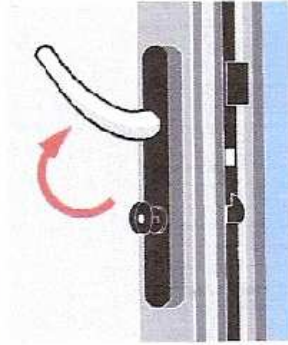


Fig 2. Step 2 - Lift handle upwards as far as it will go. This engages all mushrooms

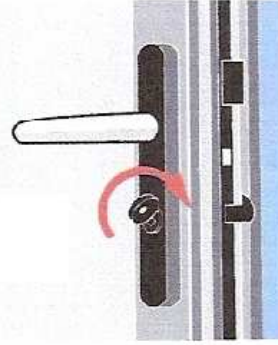


Fig 3. Step 3 - Turn key one full turn towards lock edge to deadlock all mushrooms and the latch

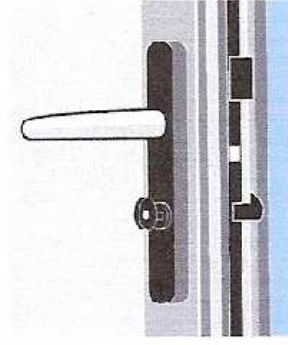


Fig 4. Step 4 - Locked

## Unlocking from inside or outside

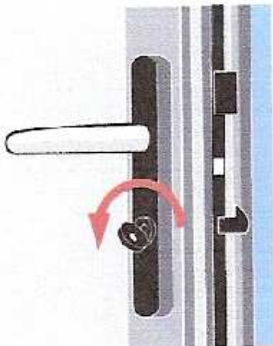


Fig 5. Step 1 - Turn the key one full turn away from the lock edge to disengage the deadlock




Fig 6. Step 2 - push the handle down to retract the mushrooms and the latch. This allows the door to be opened

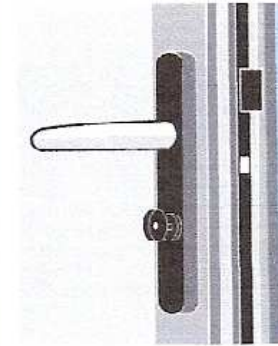


Fig 7. Step 3 - Unlocked